

Soft Nonnegative Matrix Co-Factorization

Nicolas Seichepine, Slim Essid, Cédric Févotte, and Olivier Cappé

Abstract—This work introduces a new framework for nonnegative matrix factorization (NMF) in *multisensor* or *multimodal* data configurations, where taking into account the mutual dependence that exists between the related parallel streams of data is expected to improve performance. In contrast with previous works that focused on *co-factorization* methods—where some factors are *shared* by the different modalities—we propose a *soft co-factorization* scheme which accounts for possible local discrepancies across modalities or channels. This objective is formalized as an optimization problem where concurrent factorizations are jointly performed while being tied by a coupling term that penalizes differences between the related factor matrices associated with different modalities. We provide majorization-minimization (MM) algorithms for three common measures of fit—the squared Euclidean norm, the Kullback-Leibler divergence and the Itakura-Saito divergence—and two possible coupling variants, using either the ℓ_1 or the squared Euclidean norm of differences. The approach is shown to achieve promising performance in two audio-related tasks: *multimodal speaker diarization* using audiovisual data and *audio source separation* using stereo data.

Index Terms—Co-factorization, multimodal data, nonnegative matrix factorization, segmentation, source separation.

I. INTRODUCTION

FACTOR models have gained a lot of attention in the machine learning and signal processing communities. In particular, nonnegative matrix factorization (NMF) is a powerful technique for nonnegative data analysis. For example, it has shown excellent performance in tasks such as movie ratings prediction [1] or spectrogram decomposition for source separation [2]. Given a nonnegative matrix V , where every column represents a data point, NMF consists in finding the approximation

$$V \approx WH \quad (1)$$

where W and H are nonnegative matrices as well. In this formulation, W acts as a dictionary of patterns representative of the data while H contains the activation coefficients of these patterns in V .

Manuscript received March 20, 2014; revised July 23, 2014; accepted September 08, 2014. Date of publication September 23, 2014; date of current version October 23, 2014. The associate editor coordinating the review of this manuscript and approving it for publication was Dr. Branko Ristic.

N. Seichepine and S. Essid are with the Institut Mines-Télécom, Télécom ParisTech (e-mail: nicolas.seichepine@telecom-paristech.fr; slim.essid@telecom-paristech.fr).

C. Févotte is with the Laboratoire Lagrange (CNRS, Observatoire de la Côte d’Azur & Université de Nice Sophia Antipolis) (e-mail: cfevotte@unice.fr).

O. Cappé is with the CNRS LTCI, Télécom ParisTech (e-mail: olivier.cappe@telecom-paristech.fr).

Color versions of one or more of the figures in this paper are available online at <http://ieeexplore.ieee.org>.

Digital Object Identifier 10.1109/TSP.2014.2360141

In some cases, data can be available in several modalities. Consider for example the audio and visual streams of a video or the images and accompanying text from Internet photo databases. By extension, we can also use the different channels of multichannel data, such as the left and right signals of a stereo recording, and analyze them in a multimodal fashion. In such cases, it is desirable to exploit the mutual information shared by the different modalities. As such, in the setting of factor models, it has been assumed that the different modalities share a common factor, usually the activation matrix H . In other words, if V_1 and V_2 represent the two data modalities, a co-factorization model of the form $V_1 \approx W_1H$, $V_2 \approx W_2H$ may be appropriate. This is in essence the approach taken in various settings by previous papers [3]–[10]. The assumption that the two modalities share the exact same activation matrix H may be a too strong one. As such, in this article we propose to relax this hard constraint and instead produce a “soft” co-factorization such that $V_1 \approx W_1H_1$, $V_2 \approx W_2H_2$ and $H_1 \approx H_2$. This new form of factorization will be shown to model more adequately the data in two applications, audiovisual speaker diarization and stereo audio source separation. A related idea has been proposed in [11], that uses a coupling penalty to *identify* dictionary entries that are shared across the EEG recordings of distinct subjects. This paper considers only the situation where the coupling penalty and all the measures of fit are ℓ_2 norms. We consider here more general problems (Sections V and VI) that require the use of different divergences as measures of fit and a ℓ_1 norm as a coupling term, and propose generic optimization algorithms to minimize the resulting cost functionals.

The paper is organized as follows. The general framework is presented in Section II and the algorithmic contribution is detailed in Section III. The remaining sections are devoted to evaluation with synthetic data experiments reported in Section IV, while Sections V and VI are devoted to, respectively, multimodal speaker diarization using audiovisual data and audio source separation using stereo data. This paper significantly extends our previous conference contribution in the following way: while [12] introduced a specific version of soft co-factorization, results are presented here for distinct measures of fit and the characteristics of produced algorithms are precisely analyzed. The generality of the method is also illustrated on a new problem—source separation.

II. OBJECTIVE CRITERION FOR SOFT CO-FACTORIZATION

Notations

V_1 and V_2 denote the matrices associated with respectively the first and the second modality. $V_1 \in \mathbb{R}_+^{F_1 \times N}$ and $V_2 \in \mathbb{R}_+^{F_2 \times N}$; F_1 and F_2 are possibly different, they correspond to the dimensionality of the observations constituting the matrices V_1

and V_2 . N corresponds to the number of observations. V_1 is factorized as the product of nonnegative matrices $W_1 \in \mathbb{R}_+^{F_1 \times K_1}$ and $H_1 \in \mathbb{R}_+^{K_1 \times N}$, whereas V_2 is factorized as the product of $W_2 \in \mathbb{R}_+^{F_2 \times K_2}$ and $H_2 \in \mathbb{R}_+^{K_2 \times N}$, where K_1 and K_2 correspond to the ranks of the factorizations for respectively the first and the second modality.

A. Nonnegative Co-Factorization

The first solution to solve jointly two NMF problems with a shared factor (e.g.,) H is to follow an alternate optimization scheme. As a first step, the matrix H is updated considering only the first problem, then used to update the matrix W_2 in the second problem. In a second step, problems are swapped: H is updated considering the second problem, then used to update W_1 . This kind of approach is widespread and used in [9], [13], [14].

Another simple nonnegative matrix co-factorization scheme, used in [15], consists in stacking vertically two matrices $V_1 \in \mathbb{R}_+^{F_1 \times N}$ and $V_2 \in \mathbb{R}_+^{F_2 \times N}$ to form a new matrix $V \in \mathbb{R}_+^{(F_1+F_2) \times N}$. The matrix V is then factorized into the product WH . Denoting by W_1 the F_1 first rows of W , and W_2 the F_2 last rows of W , W_1H and W_2H are factorizations for respectively V_1 and V_2 , that share the same ‘‘activation’’ matrix H .

But it is also possible to link the two factorizations using a coupling term. This gives the possibility to relax the ‘‘common factor’’ hypothesis and to weight the relative importance of the factorizations of the two modalities and the closeness between the resulting factors.

B. Soft Nonnegative Co-Factorization

Indeed, two NMF problems can be independently solved by *adding up* the measures of fit corresponding to separate problems and solving a similar optimization program. It is then natural, if one knows that there exists *some* dependency between H_1 and H_2 , to take this dependency into account, possibly by introducing an adapted penalization function P , hence the formulation of our co-factorization problem *via* the following program:

$$\begin{aligned} \min_{W_1, H_1, W_2, H_2} \quad & C(W_1, H_1, W_2, H_2) \\ & = D_1(V_1 | W_1 H_1) + \gamma D_2(V_2 | W_2 H_2) + \delta P(H_1, H_2), \\ \text{s.t.} \quad & W_1 \geq 0, H_1 \geq 0, W_2 \geq 0, H_2 \geq 0, \end{aligned} \quad (2)$$

where D_1 and D_2 are measures of fit (also called divergences) for the two modalities—which may differ in this framework—and γ and δ are scalars, corresponding to weighting hyperparameters. We consider in the following only the situations where H_1 and H_2 have the same dimensions, and where the penalty P is used to account for a dependency between H_1 and H_2 . Yet, this goes without loss of generality:

- the penalty could easily rather target a dependency between W_1 and W_2 for all data fitting measures that satisfy $D(V | WH) = D(V^T | H^T W^T)$ (as is the case for the three divergences considered below);
- if H_1 and H_2 have different dimensions, the penalizing function can readily ignore rows and columns of H_1 that

TABLE I
AUXILIARY FUNCTIONS FOR $D_1(V_1 | W_1 H_1)$ AND ASSOCIATED NOTATIONS

Itakura-Saito divergence $D_{IS}(x y) = \frac{x}{y} - \log(x/y) - 1$
$G(H_1 \tilde{H}_1) = \sum_{k=1}^{K_1} \sum_{n=1}^N \left(\frac{\psi_{1,kn}}{\tilde{h}_{1,kn}} + \phi_{1,kn} h_{1,kn} \right) + \text{cst.}$
where $\psi_{1,kn} = \sum_{f=1}^{F_1} \left(\frac{\tilde{h}_{1,kn}^2 w_{1,fk} v_{1,fn}}{\left(\sum_{\kappa=1}^K w_{1,f\kappa} \tilde{h}_{1,\kappa n} \right)^2} \right)$ and $\phi_{1,kn} = \sum_{f=1}^{F_1} \left(\frac{w_{1,fk}}{\sum_{\kappa=1}^K w_{1,f\kappa} \tilde{h}_{1,\kappa n}} \right)$
Kullback-Leibler divergence $D_{KL}(x y) = x \log(x/y) - x + y$
$G(H_1 \tilde{H}_1) = \sum_{k=1}^{K_1} \sum_{n=1}^N \left(-\psi_{1,kn} \log h_{1,kn} + \lambda_{1,k} h_{1,kn} \right) + \text{cst.}$
where $\psi_{1,kn} = \sum_{f=1}^{F_1} \left(\frac{\tilde{h}_{1,kn} w_{1,fk} v_{1,fn}}{\sum_{\kappa=1}^K w_{1,f\kappa} \tilde{h}_{1,\kappa n}} \right)$
Euclidean distance $D_E(x, y) = \frac{1}{2}(x - y)^2$
$G(H_1 \tilde{H}_1) = \sum_{k=1}^{K_1} \sum_{n=1}^N \left(\psi_{1,kn} h_{1,kn}^2 - 2\phi_{1,kn} h_{1,kn} \right) + \text{cst.}$
where $\psi_{1,kn} = \sum_{f=1}^{F_1} \left(\frac{w_{1,fk} \left(\sum_{\kappa=1}^K w_{1,f\kappa} \tilde{h}_{1,\kappa n} \right)}{\tilde{h}_{1,kn}} \right)$ and $\phi_{1,kn} = \sum_{f=1}^{F_1} w_{1,fk} v_{1,fn}$

have no match in H_2 . We will thus equally use the notations K , K_1 and K_2 in what follows.

C. Choices for D_1 , D_2 , P

We will consider here three distinct situations, where the measures of fit D_1 and D_2 correspond to the sum over the coefficients of compared matrices of the scalar Euclidean distance, generalized Kullback-Leibler divergence and Itakura-Saito divergence (see Table I). These three measures of fit are the three most-used members of the β -divergence family; they correspond respectively to $\beta = 2$, $\beta = 1$ and $\beta = 0$. They are widely used in the NMF field [16], [17], and are well-suited to address problems with distinct statistical properties: the Euclidean distance can cope with Gaussian additive noise, while the Kullback-Leibler divergence is appropriate for multinomial distributions or Poisson noise and the Itakura-Saito divergence fits Gamma multiplicative noise [18], [19].

D. Numerically Stable Objective Function

In this section, we modify (2) so as to preserve its main characteristics while avoiding spurious undesirable optima. To illustrate the drawbacks of (2), we focus on the case where $P(H_1, H_2) = \|H_1 - H_2\|$ where $\|\cdot\|$ corresponds either to the ℓ_1 or ℓ_2 -squared norm. Firstly, there is a scale ambiguity between matrices W_1 and W_2 on the one hand, and matrices H_1 and H_2 on the other hand. Given α such that $0 < \alpha < 1$ we have $C(W_1/\alpha, \alpha H_1, W_2/\alpha, \alpha H_2) < C(W_1, H_1, W_2, H_2)$. Any unconstrained algorithm will therefore lead to degenerate solutions, where matrices H_1 and H_2 tend towards 0 while matrices W_1 and W_2 grow infinitely in norm. Secondly, we

made no assumptions on the scales of matrices H_1 and H_2 . We only supposed that they were *related*, which means that we need to rescale them prior to any comparison: the similarity between H_1 and H_2 is here considered in terms of their shape regardless of their scale.

The scale ambiguity can be solved by multiplying H_1 and H_2 respectively by the diagonal matrices Λ_1 and $\Lambda_2 \in \mathbb{R}^{K \times K}$ in the penalty part [20]. Their k -th diagonal coefficients are $\lambda_{1,k} = \sum_f w_{1,fk}$ and $\lambda_{2,k} = \sum_f w_{2,fk}$, where $w_{1,fk}$ and $w_{2,fk}$ denote the coefficients of W_1 and W_2 . This in fact amounts to constraining the ℓ_1 -norm of the columns of W_1 and W_2 to the unit, using a simple substitution: in the modified program (3) proposed below, we have $C(W_1, H_1, W_2, H_2) = C(\Lambda_1^{-1}W_1, \Lambda_1 H_1, \Lambda_2^{-1}W_2, \Lambda_2 H_2)$, where by construction $\Lambda_1^{-1}W_1$ and $\Lambda_2^{-1}W_2$ have normalized columns. The scale mismatch between H_1 and H_2 can also be solved using a diagonal matrix $S \in \mathbb{R}^{K \times K}$, $\text{diag}(S) = (s_1, \dots, s_K)$, according to:

$$\begin{aligned} \min_{W_1, H_1, W_2, H_2, S} C(W_1, H_1, W_2, H_2, S) \\ = D_1(V_1 \min W_1 H_1) \\ + \gamma D_2(V_2 \min W_2 H_2) + \delta \|\Lambda_1 H_1 - S \Lambda_2 H_2\|, \\ \text{s.t. } W_1 \geq 0, H_1 \geq 0, W_2 \geq 0, H_2 \geq 0, \text{diag}(S) \geq 0. \end{aligned} \quad (3)$$

S is thus to be estimated along with the other factors. It will be easily updated since its coefficients can be obtained in closed form given H_1 and H_2 (see Section III). The obtained program (3) is numerically stable, and we will propose an algorithm to solve it.

ALGORITHMS

E. General Architecture

The objective function (3) has no known closed-form optimum, hence we must resort to an iterative algorithm. We follow a block-coordinate descent approach where matrices H_1 , H_2 , W_1 , W_2 and S are sequentially updated. The update rules for H_1 , H_2 , W_1 and W_2 are very similar while the updates for S is different and somewhat simpler. We will therefore give details here only for the updates of H_1 and S . A complete algorithm is given as an example in appendix for the Kullback-Leibler divergence used with ℓ_2 coupling, the complete derivations for the various combinations of divergences and coupling penalty are given in the supplementary material available online¹.

The updates for S only depend on the soft co-factorization penalty and not on the data fit terms. The update rule for S can thus be obtained in closed-form given the other matrices, with formulas that depend on the choice of the coupling norm (we consider below the case of the squared ℓ_2 and ℓ_1 norms).

In contrast, updating H_1 requires to optimize a criterion that depends jointly on the divergence D_1 and on the soft co-factorization penalty. We chose to update H_1 using a majorization-minimization (MM) approach [17], [21]. The main idea of MM algorithms is the following: i) first build an upper bound of the original objective function, easier to minimize and tight

to the original objective function at the current iterate; ii) then minimize it. Minimizing this upper bound will bring a decrease in the original objective function: MM algorithms have not necessarily the best convergence speed, but they *ensure* that the objective function is strictly decreasing. With either a squared ℓ_2 norm or a ℓ_1 norm, the coupling term $\|\Lambda_1 H_1 - S \Lambda_2 H_2\|$ is both convex and separable with respect to the coefficients $h_{1,kn}$ of H_1 . The upper bound of (3), required by the MM algorithm, is therefore built as follows:

- majorize the data-fitting term $D_1(V_1 | W_1 H_1)$ with a convex separable auxiliary function;
- add the coupling term as is;
- the resulting functional is convex and separable, and turns out to be amenable to optimization in closed-form.

F. Auxiliary Function for the Data-Fitting Term

The auxiliary function for the data-fitting term D_1 is denoted by $G(H_1 | \tilde{H}_1)$. \tilde{H}_1 is the current iterate, where the auxiliary function is built. This function is minimized with respect to H_1 , its minimizer gives the next iterate. $G(H_1 | \tilde{H}_1)$ is specific for each data-fitting term, but can be built in a systematic way, majorizing convex parts using Jensen's inequality and concave parts with their tangents [17]. The majorants for the considered measures of fit are given in Table I.

G. Squared ℓ_2 Penalization

1) *Update Rule for S* : The coupling term corresponds here to $\|\Lambda_1 H_1 - S \Lambda_2 H_2\|_2^2$; it can be easily minimized, yielding the following updates for the coefficients of S :

$$s_k = \frac{\lambda_{1,k} \sum_{n=1}^N h_{1,kn} h_{2,kn}}{\lambda_{2,k} \sum_{n=1}^N h_{2,kn}^2} \quad (4)$$

2) *Update Rule for H_1* : In this case the penalized MM majorant is smooth and convex hence minimizing the auxiliary function for the whole objective functional (auxiliary function for the data-fitting term plus coupling term) is easy. For each measure of fit, one can show, using the strict convexity of the penalized majorant and the limits of its derivative towards 0^+ and $+\infty$, that the derivative on \mathbb{R}_+^* admits a unique zero. From a practical viewpoint, finding this zero amounts to solving algebraic equations, of degree one for the Euclidean distance, degree two for the Kullback-Leibler divergence and degree three for the Itakura-Saito divergence. Details are given in supplementary materials.

H. ℓ_1 Case

1) *Update Rule for S* : The coupling term corresponds here to $\|\Lambda_1 H_1 - S \Lambda_2 H_2\|_1$; we must therefore minimize a convex continuous piecewise linear function w.r.t. S . Since the function is piecewise linear, two situations can occur: first, the function is identically minimized on a nontrivial segment, and each value of s_k chosen on this segment cancels the derivative; we can decide to retain an extremity of this segment—therefore a point of change of slope of the function—as an update rule. Second, the minimum is reached precisely at a point of change of slope.

¹<http://plato.telecom-paristech.fr/publi/26108/>

Consequently, finding an optimal value of the function can be done as follows:

- compute critical values $\tilde{r}_j = \frac{\lambda_{1,k} h_{1,kj}}{\lambda_{2,k} h_{2,kj}}$ that correspond to the points of change of slope; sort them and store the permutation \mathfrak{S} associated with the sorting process;
- look for $n_c = \min \left\{ n, 2 \sum_{j=1}^n h_{2,k\mathfrak{S}(j)} \geq \sum_{j=1}^N h_{2,kj} \right\}$;
- the new value of s_k is $\tilde{r}_{\mathfrak{S}(n_c)}$.

2) *Update Rule for h_1* : It is no more possible to consider the derivative of the auxiliary function for the whole objective function, as an absolute value $|\lambda_{1,k} h_{1,kn} - s_k \lambda_{2,k} h_{2,kn}|$ is used in the coupling term. However, for all considered measures of fit, one can still show that 0 belongs to the subdifferential of the auxiliary function for a unique value of \mathbb{R}_+^* , with the same arguments. From a practical viewpoint, a logical disjunction must be considered to find this value. The absolute value results in a term $\text{sign}(\lambda_{1,k} h_{1,kn} - s_k \lambda_{2,k} h_{2,kn})$ in the subdifferential. The change of sign occurs for $h_1 = h_c = \frac{s_k \lambda_{2,k} h_{2,kn}}{\lambda_{1,k}}$ and we have:

- if the values of the subdifferential are negative at the left of h_c and positive at the right of h_c , h_c is the solution no matter what measure of fit is used;
- otherwise, replace in the canceling equation associated with the considered measure of fit the expression $\text{sign}(\lambda_{1,k} h_{1,kn} - s_k \lambda_{2,k} h_{2,kn})$ by 1 if the subdifferential has positive values in h_c^+ , by -1 if the subdifferential has negative values in h_c^- , and solve it accordingly.

The above results in a simple algebraic equation, of degree one for the Euclidean distance or the Kullback-Leibler divergence, and degree two for the Itakura-Saito divergence, hence no extra difficulties are to be expected after the logical disjunction. It should be noted that this logical disjunction corresponds to a conditional projection, meaning that if the values of H_1 and H_2 are “close enough”, the algorithm will naturally make them equal.

I. Discussion of the Implementation

1) *Permutation Insensitivity*: Given two matrices W_1 and H_1 and a permutation \mathfrak{S} of the set $\{1, \dots, K_1\}$ we can build matrices \tilde{W}_1 and \tilde{H}_1 by applying \mathfrak{S} to the rows of H_1 and the columns of W_1 . We have $W_1 H_1 = \tilde{W}_1 \tilde{H}_1$, so that for any measure of fit D and a matrix V_1 we have $D(V_1 | W_1 H_1) = D(V_1 | \tilde{W}_1 \tilde{H}_1)$. However, given another matrix H_2 , we generally have $\|H_1 - H_2\| \neq \|\tilde{H}_1 - H_2\|$. Therefore, if a “natural” matching order exists between matrices H_1 and H_2 , the optimization of the objective function (3) will naturally return solutions where the rows of matrices H_1 and H_2 are in the rightful order: permutations of the rows do not affect the measures of fit, but increase the penalty term if they match rows that are not alike. Consequently, it is not necessary to have specific knowledge of the structure of the addressed problem, and random initializations are perfectly feasible.

2) *Numerical Concerns*: one iteration of the algorithm consists in updating the different factor matrices. If $V_1 \in \mathbb{R}^{F_1 \times N}$ and $V_2 \in \mathbb{R}^{F_2 \times N}$, updating H_1 or H_2 costs respectively $\mathcal{O}(F_1 K N)$ or $\mathcal{O}(F_2 K N)$. The same analysis stands for the updates of W_1 and W_2 . However, the updates of S are different: although they cost only $\mathcal{O}(K N)$ while using a ℓ_2 penalty, the

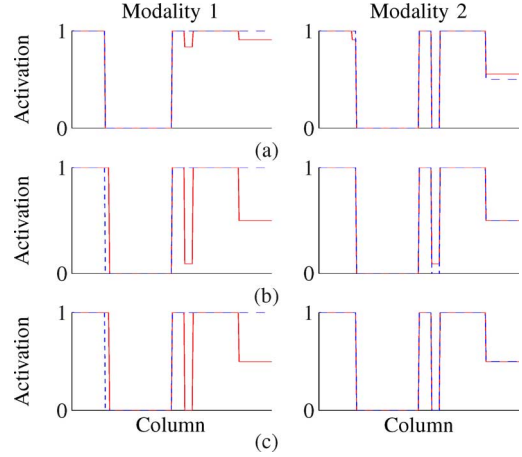


Fig. 1. Influence of a ℓ_1 coupling: left and right columns correspond respectively to the first and the second modality. Continuous lines are the activation patterns returned by the algorithm, while dashed lines correspond to the ground truth. For simplicity, only one row per modality is displayed. (a) $\delta = 0.1$. (b) $\delta = 10$. (c) $\delta = 1000$.

use of a ℓ_1 norm involves the sorting of an array of size $K \times N$ along its second dimension, therefore resulting in a complexity of $\mathcal{O}(K N \log N)$. For standard problems, we clearly have $\log N \leq \min(F_1, F_2)$ and we can thus consider that the global complexity of one iteration is $\mathcal{O}(\max(F_1, F_2) K N)$.

As a hint, a Matlab implementation on a modern computer (Core 2 Duo, 6 Gb of RAM) requires 100 seconds to perform 1000 iterations—generally enough to reach convergence—with $K = 5$, $F_1 = F_2 = 200$ and $N = 10^4$.

3) *Hyper-Parameters Adjustment*: modeling the rightful link between two modalities, well-suited for a particular problem, implies to chose the hyper-parameters γ and δ . These parameters should in principle only depend on the *nature* of the considered problem, not on the dimensions F_1 , F_2 , K and N . If there is primarily no other choice than using a training set to adjust these parameters, it has been found that it is easy to develop efficient heuristics, that consist in conserving the balance between the distinct terms of the objective function, to adjust these parameters when changing the dimensions of the problem [22].

III. EXPERIMENTS WITH SYNTHETIC DATA

To illustrate the potential of the approach, we first consider experiments on synthetic data. These data are generated as follows: the first step consists in building H_1 and $H_2 \in \mathbb{R}^{2 \times 240}$. Their rows are made of irregular patterns of zeros and ones, artificially chosen to illustrate similar global behaviors in both modalities with some local discrepancies; the first row of H_1 and the first row of H_2 can respectively be observed in the first and the second column of Fig. 1 (dashed lines). To generate W_1 and $W_2 \in \mathbb{R}^{20 \times 2}$, each coefficient has been chosen following a uniform distribution on $[1, 11]$. In order to focus on the effects induced by the coupling term, the values of W_1 and W_2 are considered to be known in this experiment and are thus not updated during the training.

We first illustrate the impact of the hyper-parameter δ while using a ℓ_1 penalty. We can see in Fig. 1 that activation patterns for the first modality (continuous line, left column) returned by the algorithm move away from the associated ground truth and

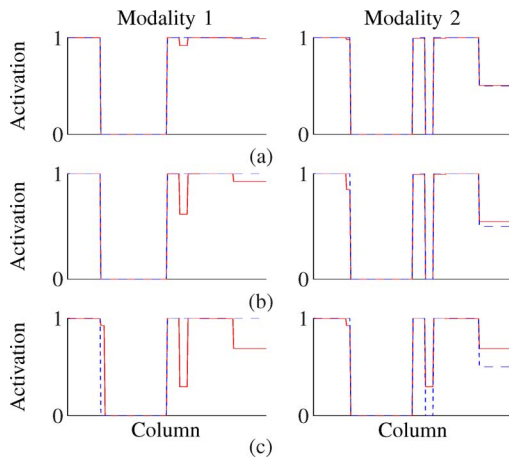


Fig. 2. Influence of a ℓ_2 coupling (same display conventions as in Fig. 1). (a) $\delta = 0.01$. (b) $\delta = 0.1$. (c) $\delta = 1000$.

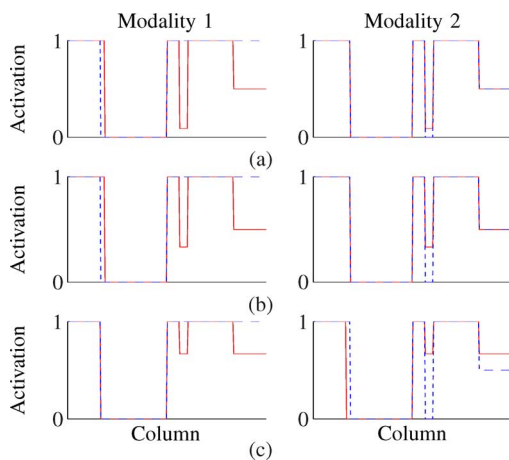


Fig. 3. Influence of the weighting parameter γ (same display conventions as in Fig. 1). (a) $\gamma = 1$. (b) $\gamma = 0.2$. (c) $\gamma = 0.05$.

get closer to both the ground truth and the activation patterns of the second modality (right column) when the coupling parameter δ is increased. Conversely, activation patterns for the second modality move closer to activation patterns for the first modality. It should also be noted that activation patterns for both modalities quickly become *equal* for high values of δ , as an effect of the conditional projection mentioned in Section III.

The same observations can be made while using a ℓ_2 penalty in Fig. 2. However, the behavior with respect to the values of δ is different: the observed distortion is far more progressive; changes can be observed even for low values of δ , and even high values of δ do not result in numerical equality of H_1 and H_2 .

We finally observe the impact of the weighting hyper-parameter γ in Fig. 3. With a constant weight for the coupling term (ℓ_1 norm here), lower values for γ are expected to put more emphasis on the data fitting term for the first modality. And indeed, although activation patterns H_1 and H_2 returned by the algorithm stay equal, one can observe that the common value moves closer to the ground truth values of the first modality when γ decreases.

It is possible, with these properties, to chose objective functions that will, given some prior knowledge, embody arbitrary links between H_1 and H_2 .

IV. APPLICATION TO MULTIMODAL SPEAKER DIARIZATION

A. Introduction

Given an audio or video recording, the *speaker diarization* task consists in finding “who speaks when” in a non-supervised fashion [23]. This amounts to grouping homogeneous content segments, where a given person speaks without being interrupted. Beyond the audio modality, speaker diarization systems can take advantage of other streams of data that may be available at the same time, such as subtitles or an associated visual track. The joint exploitation of two or more modalities corresponds to multimodal speaker diarization [24], [25].

We consider here the specific case of professionally *edited* videos, where the intervention of a director (or an editor) results in a relationship between the final audio and video tracks: the editor will select among available multiview video tracks, at each time, the images that best illustrate the audio content. This *generally* results in showing onscreen the current speaker. If an audio feature matrix V_{audio} is available, where each column is characteristic of the voice of a given speaker, and a video feature matrix V_{video} where each column is characteristic of the onscreen appearance of a given person, it will be possible to use the soft coupling algorithm presented in Section III to perform the multimodal speaker diarization task, exploiting the relationship between audio and video tracks.

B. Co-Factorization to Perform Multimodal Speaker Diarization

Interpreting NMF as a part-based representations [26], a factorization of V_{audio} will return a matrix W_a formed with the characteristic *audio templates* of the speakers, and a matrix H_a where each row corresponds to the activations (interventions) of a given speaker. In a similar way, a factorization of V_{video} will return a matrix W_v formed with the characteristic *video templates* of the speakers, and a matrix H_v where each row corresponds to the activations (onscreen appearances) of a given speaker.

The matrices W_a and W_v have no reason to be similar, and can have different dimensions, depending on the building process of V_{audio} and V_{video} . But each row of H_a should have a match in H_v , since onscreen appearances and verbal interventions have been supposed to be related. The *soft* coupling is particularly appropriate here since the relationship between rows of H_a and rows in H_v simply consists in a correlation: no equality can be expected, as the director might also choose from time to time to show onscreen a person who is not the current speaker.

To build representative matrices V_{audio} and V_{video} , we use the approach of [20], with some slight modifications for the audio matrix V_{audio} : histograms are built using an aggregation window of 2 seconds, and hidden Markov models are trained with 50 states per speaker. In the end, each column of V_{audio} consists of histograms of audio states, inferred from short-term Mel Frequency Cepstral Coefficients. The idea is similar for

V_{video} , where each column corresponds to a histogram of visual words. The visual words are PHOW features [27] extracted within bounding boxes on faces and clothing areas in the frames.

The Kullback-Leibler divergence is chosen as a measure of fit: V_{audio} and V_{video} are, by construction, histogram data, and the Kullback-Leibler divergence is well-suited for multinomial distributions [18], [19]. We also choose to use a ℓ_1 norm as a penalty, since it favors sparsity of $H_1 - H_2$ (see Section IV) that corresponds well to our hypothesis: rows of H_a and H_v are *generally* equal and *sometimes* very different. The multimodal speaker diarization is achieved directly by optimizing the following objective:

$$\begin{aligned} \min_{W_a, H_a, W_v, H_v, S} C(W_a, H_a, W_v, H_v, S) \\ = D_{KL}(V_{video} | W_v H_v) + \gamma D_{KL}(V_{audio} | W_a H_a) \\ + \delta \|\Lambda_a H_a - S \Lambda_v H_v\|_1, \\ \text{s.t. } W_a \geq 0, H_a \geq 0, W_v \geq 0, H_v \geq 0, \text{diag}(S) \geq 0. \end{aligned} \quad (5)$$

C. Data

To evaluate the performance of this approach we considered the *Canal9 political debates database* video database [28]. Each video tallies with a broadcast where a moderator and different guests debate a political question. Both the guests and the background vary over different broadcasts. We consider the 33 first available videos, and test the diarization on 8-minute long video segments. One segment is used per video, that starts at 3 minutes and 30 seconds after the beginning of the show to avoid the opening credits.

Using our soft coupling algorithm implies identifying correct settings for γ , δ and K . We consider that the number of speakers Q is known, which is often the case for TV contents, which include subtitles or teletext, and we use $K = Q$ for V_{audio} and $K = Q + 1$ for V_{video} . This leaves a component available for wide shots that do not clearly feature a single person. Using $K = Q + 1$ has also been tested for V_{audio} but has proven to be harmful: in practice, the algorithm tends to use the additional component to “split” a speaker with a varied tone rather than to model background noise. Hence, only the Q first components of H_v are coupled with the components of H_a . There is also no need to use a training set to decide the value of γ , and we immediately decide to use $\gamma = 5$. This choice is consistent with both the impact of this parameter observed in Section IV and the intention to give priority to the audio track: we want to obtain speaker diarization results supported by the video track rather than an onscreen person spotting factorization supported by the audio track. However, the parameter δ must be trained with a separate dataset, and we have randomly selected for this purpose 10 development videos² among the 33 available. We retained here the value $\delta = 0.1$.

D. Results

The tests are made as follows: for each video, we run the algorithm with 15 random initializations. Each initialization will

²Videos 06-11-15, 06-06-07, 05-11-23, 05-10-12, 06-04-19, 06-02-08, 06-10-18, 06-11-29, 05-12-07 and 06-10-04.

TABLE II
MEAN DER OF THE DIFFERENT METHODS (TEST SET).
LOWER VALUES INDICATE BETTER PERFORMANCE

Method	Audio only	Hard $K = Q$	Hard $K = Q + 1$	Soft coupling	LIUM
Mean DER	21.4	25.1	18.9	16.8	8.0

lead to a different result, and we keep only the result associated with the lowest final value of the objective function. We now have one solution to the speaker diarization problem for each video, which is given by the rows of H_a . Each row is rescaled to the interval $[0, 1]$, then thresholded using a limit of 0.5: we consider that a person speaks at a given time if the associated activation coefficient is strong enough. The resulting diarization can now be compared to the ground truth, using the NIST scoring script for speaker diarization evaluation [29]. This returns a Diarization Error Rate (DER), which approximately corresponds to the fraction of speaker time that is not attributed to the right speaker. Lower is therefore better.

The comparison is made:

- 1) with an algorithm that performs a NMF of only the audio track (“Audio only”);
- 2) with an alternative algorithm using a hard coupling of audio and video tracks (“Hard”);
- 3) with the LIUM algorithm [30], a state-of-the-art algorithm using a completely different approach (“LIUM”).

Note that, because of the additive form of the objective function, the hard coupling is strictly equivalent to performing a NMF of a matrix $V_{stacked}$, formed by the vertical concatenation of V_{video} and γV_{audio} , which has been done here.

In contrast to our soft co-factorization method, the hard coupling does not allow to use a number of components that differs for the audio and video terms, and we then do the test twice, using first $K = Q$ then $K = Q + 1$. The LIUM algorithm is extensively described in [30]; it relies on Gaussian mixture models and hierarchical agglomerative clustering. To ensure a fair comparison, we slightly modified this algorithm to take into account the fact that the number of speakers is known, and stop the clustering at the right step. Results are presented in Table II for the 23 test videos.

The following conclusions can be drawn: firstly, a hard coupling gives better results if the factorization is made using $Q + 1$ components. Secondly, using the video brings useful information; this information is better exploited with the proposed soft-coupling algorithm. Finally, the LIUM algorithm, using classical methods, clearly yields the best results.

It is however possible to introduce more prior knowledge into the objective function (5). Thus, we introduced supplementary the ℓ_1 smoothing penalties

$$\begin{aligned} \beta_{sa} \sum_{k=1}^K \sum_{n=2}^N |\lambda_k h_{a, kn} - \lambda_k h_{a, k(n-1)}| \\ \text{and} \\ \beta_{sv} \sum_{k=1}^K \sum_{n=2}^N |\lambda_k h_{v, kn} - \lambda_k h_{v, k(n-1)}| \end{aligned}$$

for, respectively, the audio and video activation patterns. These penalties support a temporal regularity of the activations in matrices H_a and H_v , essentially by encouraging activation coef-

TABLE III
RESULTS FOR A MODIFIED VERSION OF THE SOFT COUPLING ALGORITHM

Method	Modified soft coupling	LIUM
Mean DER	12.8	8.0
Proportion of best score	9/23	14/23

ficients that are consecutive in time to be close to each other (possibly equal [31]). We used $\beta_{sv} = 0.01$ and $\beta_{sa} = 0.2$ after tests on the training set. The results using this soft coupling, smoothed algorithm are presented in Table III. We observe a noticeable improvement, even though the performance of the LIUM algorithm is not reached. We also mention the number of videos for which each algorithm gives the best solution: this illustrates that the differences between the LIUM algorithm and the proposed one mainly comes from some odd situations where the soft coupling totally fails. Indeed, the soft coupling method gives the best results for nearly half of the tested videos, but the average DER is still distinct from the average DER for the LIUM algorithm. This comes from videos where the speaking time is shared very unequally between the distinct speakers: the soft coupling methods tends to ignore the speaker with the lowest speaking time, and to “reuse” the freed component to “split” another speaker with a varied tone over two components, yielding very high DER. Still, regardless of further improvements that could be made to the objective function, the soft coupling is a method that gives good results the major part of the time.

V. APPLICATION TO STEREO SOURCE SEPARATION

As a second illustration of the proposed soft co-factorization paradigm, we now turn to a stereo source separation example.

A. Methodology

We consider a two by two problem in which two sources have to be estimated from two sensors in a reverberant environment. Our approach may however be extended to an arbitrary number of sources and sensors, including overdetermined or underdetermined scenarios. In the time domain the mixing model is

$$x_l(t) = s_1(t) + s_2(t) \quad (6)$$

$$x_r(t) = a_1 * s_1(t) + a_2 * s_2(t) \quad (7)$$

where the indices l and r refer to left and right channels. We assume that we can include the room responses from the sources to the first channel in the source signals themselves in order to lift ambiguities. Under the narrow-band assumption (i.e., assuming that reverberation times are smaller than the length of analysis window), the mixing model may be written in the short-time Fourier transform (STFT) domain as

$$x_{l,fn} = s_{1,fn} + s_{2,fn} \quad (8)$$

$$x_{r,fn} = a_{1,f} s_{1,fn} + a_{2,f} s_{2,fn} \quad (9)$$

where the indices f and n refer to frequency and time frame, respectively. In this model, the convolution is essentially represented by frequency-dependent linear instantaneous mixing

models. In [32], [33], the sources are modeled by a Gaussian composite model (GCM) that writes

$$s_{j,fn} \sim \mathcal{N}_c(0, [W_j H_j]_{fn}). \quad (10)$$

This is a latent factor model that has proven very efficient in audio settings [32], [33]. Under this assumption, the negative log-likelihood of the sources writes $-\log p(|S_j|^2 | W_j H_j) = D_{IS}(|S_j|^2 | W_j H_j) + \text{cst.}$, where $|S_j|^2$ denotes the power spectrogram of source s_j .

In this paper, we propose to relax the assumption that the source activation matrices H_j are the same in both channels. Our hope is that this increased flexibility in the model may mitigate the point-source and narrow-band assumptions that may be erroneous in some real-world settings. As such, we assume instead that the contribution of source j to channel l is $H_{l,j}$ and that its contribution to channel r is $H_{r,j}$, and we will enforce that $H_{l,j} \approx H_{r,j}$. With these assumptions, the negative log-likelihood of the left channel writes

$$-\log p(X_l | W_1, W_2, H_{l,1}, H_{l,2}) \\ = D_{IS}(V_l | W_1 H_{l,1} + W_2 H_{l,2}) + \text{cst.} \quad (11)$$

where X_l is the STFT of x_l and $V_l = |X_l|^2$ is its power spectrogram. The negative log-likelihood of the right channel writes

$$-\log p(X_r | A_1, A_2, W_1, W_2, H_{r,1}, H_{r,2}) \\ = D_{IS}(V_r | A_1 W_1 H_{r,1} + A_2 W_2 H_{r,2}) + \text{cst.} \quad (12)$$

where A_1 and A_2 are the diagonal matrices with coefficients $\{|a_{1,f}|^2\}_f$ and $\{|a_{2,f}|^2\}_f$, respectively. We propose in this article to estimate the parameters $\theta = \{A_1, A_2, W_1, W_2, H_{r,1}, H_{r,2}, H_{l,1}, H_{l,2}\}$ by optimizing the sum of the log-likelihoods of both channels. This is suboptimal as compared to optimizing the joint likelihood but was found to be an easier and still viable approach in [33]. Denoting $W_l = [W_1, W_2]$, $W_r = [A_1 W_1, A_2 W_2]$, $H_l = [H_{l,1}^T, H_{l,2}^T]^T$ and $H_r = [H_{r,1}^T, H_{r,2}^T]^T$, our approach boils down to minimizing the following objective function

$$C(\theta) = D_{IS}(V_l | W_l H_l) + D_{IS}(V_r | W_r H_r) \quad (13)$$

subject to $H_l \approx H_r$. As such, it defines a soft nonnegative matrix co-factorization problem. A particularity is that W_l and W_r are not independent and share a specific structure, since they both depend, by construction, on W_1 and W_2 . The MM framework can readily handle this specificity, and the details are skipped for brevity.

B. Experimental Setup

In this section we report evaluation results for both the soft coupling algorithm, corresponding to (13), and the hard coupling algorithm obtained by enforcing the constraint $H_l = H_r$.

We consider the publicly available Signal Separation Evaluation Campaign (SiSEC) 2011 noisy speech development dataset [34]. This dataset is made up of mixtures of speech and real-world background noise; the background noise is recorded in three different environments (subway, cafeteria and square), and

TABLE IV
RESULTS FOR AN “UNASSISTED” SOURCE-SEPARATION TASK

Algorithm	Average SDR (dB)	Best result
Hard coupling	3,2	5/20
Soft coupling	3,7	5/20
Algorithm 5	3,3	4/20
Algorithm 6	3,2	1/20
Algorithm 8	4,2	5/20

recordings are made with varying positions of the microphones. We use only the stereophonic mixtures, made up of two sources (speech and noise), and recorded with two sensors, which leaves us with ten recordings³. Though the hyperparameter δ and the number of components K are optimized with the available data, the use of the *development* dataset ensures a fair comparison with other algorithms.

After the source separation, the sources are reconstructed with a standard Wiener filtering, and we compute the resulting Signal to Distortion Ratio (SDR) for each source, using the evaluation script given for the 2011 Signal Separation Evaluation Campaign [35]. This gives 20 scores that can be compared⁴ to the algorithms that processed exactly the same data during the campaign. Three algorithms are available, these algorithms will simply be denoted by algorithm 5, algorithm 6 and algorithm 8, to keep the notations used online.

C. Results

The tests are made as follows: the algorithms corresponding to soft and hard coupling are randomly initialized 25 times. Among these 25 runs, we keep the “best” run, corresponding to the initialization leading to the lowest value of the optimized objective function. This process is repeated for different values of K (8, 15, 25) both for the soft and the hard coupling algorithms. It is also repeated for different values of δ (0.01, 0.1, 1 and 10) for the soft coupling algorithm. We then retain the parameters that give the best results in terms of average SDR, which is possible because we use the development set. This way, we obtain $K = 15$ and $\delta = 1$. The results for these values are summarized in Table IV: the SDR are averaged over the 20 computed scores, and the third column refers to the proportion of results for which a given algorithm offers the best solution.

We can immediately draw two conclusions: firstly, both algorithms perform reasonably well compared to existing solutions, even though the best results are achieved by algorithm 8. Secondly, the soft coupling algorithm yields a slight improvement over the hard coupling algorithm. We can interpret this improvement as follows: the flexibility of the soft coupling algorithm has been used to relax an hypothesis made by the hard coupling algorithm. With the right parameters, the soft coupling consequently models more accurately the behavior of the sources in each channel, and leads to a better separation.

It should be noted that the flexibility of the soft coupling algorithm is not optimally exploited while fixing once and for all

³dev_Ca1_Ce_A, dev_Ca1_Ce_B, dev_Ca1_Co_A, dev_Ca1_Co_B, dev_Sq1_Ce_A, dev_Sq1_Ce_B, dev_Sq1_Co_A, dev_Sq1_Co_B, dev_Su1_Ce_A and dev_Su1_Ce_B.

⁴Results are available online: http://www.irisa.fr/metiss/SiSEC11/noise/results_dev.html.

the hyper-parameter δ . When it comes to source separation, we can imagine situations where a sound engineer can select the best value specifically for each recording, or where an automatic setting is used: although the dataset is not wide enough to conclude definitely, it seems that low values of δ are better-suited for large reverberant recording environments. This would not be possible with the hard coupling algorithm, since this algorithm offers no way to control the coupling.

VI. CONCLUSIONS

The soft co-factorization paradigm introduced in this paper is suitable to address the numerous problems where two (or more) modalities or data channels are assumed to be related through similar factors. It is able to leverage the dependencies that exist among the related parallel streams of data being analyzed while accounting for possible local discrepancies, essentially by relaxing the too rigid constraint that *common* factors are imposed. This paradigm can be instantiated using many different measures of fit and coupling penalties, and algorithms can be readily built for the most classic ones following the process presented in Section III. Depending on the nature of the problem, the setting of one or two hyper-parameters is required, which is a difficulty but proves to be useful when it comes to adapting the model to a particular configuration.

The multiple possible choices offer full control over the relationship that one wants to model (as was illustrated using synthetic data). The soft co-factorization paradigm is therefore very generic, and can easily apply to every situation where the *common factor* assumption cannot be made and where an explicit modeling of the differences between related factors would be complex. To illustrate this potential, we have addressed two challenging applications, namely source separation and multi-modal speaker diarization. In both cases, we rapidly obtained reasonable results using our soft coupling paradigm.

Further work could consist in examining to what extent the proposed method could be adapted in a probabilistic framework and brought closer to [36], [37], which modeled other type of dependencies between modalities in a probabilistic fashion.

APPENDIX

We present here the equations and the algorithm to solve (3) with a Kullback-Leibler divergence and a ℓ_2 coupling term.

Minimization w.r.t. H_1 and H_2 : Adding the coupling term to the auxiliary function given in Table I for the Kullback-Leibler divergence, and taking derivatives w.r.t. $h_{q,kn}$ $q \in \{1, 2\}$, for $h_{q,kn} > 0$, we get the following system of equations, canceling the derivatives:

$$\begin{cases} \frac{-\psi_{1,kn}}{h_{1,kn}} + \lambda_{1,k} - 2\delta s_k \lambda_{1,k} \lambda_{2,k} h_{2,kn} + 2\delta \lambda_{1,k}^2 h_{1,kn} = 0 \\ \frac{-\psi_{2,kn}}{h_{2,kn}} + \lambda_{2,k} - 2\delta s_k \lambda_{1,k} \lambda_{2,k} h_{1,kn} + 2\delta s_k^2 \lambda_{2,k}^2 h_{2,kn} = 0 \end{cases} \quad (14)$$

These quadratic equations can be solved in closed form w.r.t. $h_{1,kn}$ (resp. $h_{2,kn}$); the unique positive solution corresponds to the update rule.

Minimization *W.r.t.* W_1 and W_2 : Auxiliary functions can be found w.r.t. W_1 and W_2 as w.r.t. H_1 and H_2 . We use the notation Θ_q to designate the matrix with coefficients $\theta_{q,fk}$, where:

$$\begin{cases} \theta_{q,fk} = w_{q,fk} \left(\sum_n h_{q,kn} \left(\frac{v_{q,fn}}{\sum_n w_{q,fk} h_{q,kn}} \right) \right) \\ \sigma_{q,k} = \sum_n h_{q,kn} \end{cases}$$

With the coupling term added to the auxiliary function, we get the following system of equations, canceling the derivatives:

$$\begin{cases} \frac{-\theta_{1,fk}}{w_{1,fk}} + \sigma_{1,k} \\ + 2\delta \sum_n h_{1,kn} \left(\left(\sum_p w_{1,pk} \right) h_{1,kn} - s_k \lambda_{2,k} h_{2,kn} \right) = 0 \\ \frac{-\theta_{2,fk}}{w_{2,fk}} + \sigma_{2,k} \\ + 2\delta \sum_n s_k h_{2,kn} \left(\left(\sum_p w_{2,pk} \right) s_k h_{2,kn} - \lambda_{1,k} h_{1,kn} \right) = 0 \end{cases}$$

Considering these equations for $f_1 \neq f_2$, one obtains:

$$w_{q,f_1k} = \frac{w_{q,f_2k} \theta_{q,f_1k}}{\theta_{q,f_2k}}, \quad q \in \{1, 2\}. \quad (15)$$

We can therefore rewrite the system as:

$$\begin{cases} \frac{-\theta_{1,fk}}{w_{1,fk}} + \sigma_{1,k} - 2\delta s_k \lambda_{2,k} \sum_n h_{1,kn} h_{2,kn} \\ + 2\delta w_{1,fk} \left(\sum_p \frac{\theta_{1,pk}}{\theta_{1,fk}} \right) \left(\sum_n h_{1,kn}^2 \right) = 0 \\ \frac{-\theta_{2,fk}}{w_{2,fk}} + \sigma_{2,k} - 2\delta s_k \lambda_{1,k} \sum_n h_{1,kn} h_{2,kn} \\ + 2\delta s_k^2 w_{2,fk} \left(\sum_p \frac{\theta_{2,pk}}{\theta_{2,fk}} \right) \left(\sum_n h_{2,kn}^2 \right) = 0 \end{cases} \quad (16)$$

These separable quadratic equations can be solved in closed form w.r.t. $w_{1,fk}$ (resp. $w_{2,fk}$); the unique positive solution corresponds to the update rule.

Algorithm:

Algorithm 1: KL-NMF with soft ℓ_2 -coupling

- do
- update S according to (4)
 - update H_1 and H_2 according to (14)
 - compute one row of W_1 according to (16)
 - deduce other rows using Θ_1 and (15)
 - do the same for W_2 and Θ_2
- until convergence
-

REFERENCES

- [1] S. Zhang, W. Wang, J. Ford, and F. Makedon, "Learning from incomplete ratings using non-negative matrix factorization," in *Proc. SIAM Conf. Data Mining (SDM)*, 1996, pp. 549–553.
- [2] T. Virtanen, "Monaural sound source separation by nonnegative matrix factorization with temporal continuity and sparseness criteria," *IEEE Trans. Audio, Speech, Lang. Process.*, vol. 15, no. 3, pp. 1066–1074, 2011.
- [3] A. P. Singh and G. J. Gordon, "Relational learning via collective matrix factorization," in *Proc. 14th ACM SIGKDD Int. Conf. on Knowl. Discov. Data Mining (KDD)*, 2008, p. 650.
- [4] Y. Chen, L. Wang, and M. Dong, "Non-negative matrix factorization for semisupervised heterogeneous data coclustering," *IEEE Trans. Knowl. Data Eng.*, vol. 22, no. 10, pp. 1459–1474, 2010.
- [5] J. Yoo, M. Kim, K. Kang, and S. Choi, "Nonnegative matrix partial co-factorization for drum source separation," in *Proc. IEEE Int. Conf. Acoust., Speech, Signal Process. (ICASSP)*, 2010, pp. 1942–1945.
- [6] Y. Fang and L. Si, "Matrix co-factorization for recommendation with rich side information and implicit feedback," in *Proc. 2nd Int. Workshop Inf. Heterogen. Fusion in Recom. Syst. (HetRec)*, New York, NY, USA, 2011, pp. 65–69.
- [7] E. Acar, T. Kolda, and D. Dunlavy, "All-at-once optimization for coupled matrix and tensor factorizations," *Comput. Res. Reposit. (CoRR)*, 2011 [Online]. Available: <http://arxiv.org/abs/1105.3422>
- [8] Y. K. Yilmaz, A. T. Cemgil, and U. Simsekli, "Generalized coupled tensor factorization," in *Proc. 15th Adv. Neural Inf. Process. Syst. (NIPS)*, 2011.
- [9] N. Yokoya, T. Yairi, and A. Iwasaki, "Coupled nonnegative matrix factorization unmixing for hyperspectral and multispectral data fusion," *IEEE Trans. Geosci. Remote Sens.*, vol. 50, no. 2, pp. 528–537, 2012.
- [10] L. L. Magoarou, A. Ozerov, and Q.-K. Duong, "Text-informed audio source separation using nonnegative matrix partial co-factorization," in *Proc. IEEE Int. Workshop Mach. Learn. Signal Process. (IMSLP)*, 2013.
- [11] L. Hyekyoung and C. Seungjin, "Group nonnegative matrix factorization for EEG classification," *AISTATS*, pp. 320–327, 2009.
- [12] N. Seichepine, S. ESSID, C. Févotte, and O. Cappé, "Soft nonnegative matrix co-factorization with application to multimodal speaker diarization," in *Proc. IEEE Int. Conf. Acoust., Speech, Signal Process. (ICASSP)*, 2013.
- [13] D. Fitzgerald, M. Cranitch, and E. Coyle, "Using tensor factorisation models to separate drums from polyphonic music," in *Proc. Int. Conf. Digit. Audio Effects (DAFx)*, 2009.
- [14] J. Yoo and S. Choi, T. Walsh, Ed., "Matrix co-factorization on compressed sensing," in *Proc. 22nd Int. Joint Conf. Artif. Intell. (ICAI)*, Barcelona, Catalonia, Spain, 2011, pp. 1595–1602.
- [15] H. Lee and S. Choi, "Group nonnegative matrix factorization for EEG classification," in *AISTATS*, 2009, vol. 5, JMLR Proc., pp. 320–327.
- [16] A. Cichocki, R. Zdunek, and S. Amari, *Nonnegative Matrix and Tensor Factorization*. New York, NY, USA: Wiley, 2008 [Online]. Available: http://www.bsp.brain.riken.jp/~cia/NMF_NTF_book/NMF-NTF-book-Chapter1_2-contents.pdf
- [17] C. Févotte and J. Idier, "Algorithms for nonnegative matrix factorization with the ss -divergence," *Neural Computat.*, vol. 2456, pp. 2421–2456, 2011.
- [18] J. Shlens, "Notes on Kullback-Leibler divergence and likelihood theory," 2007 [Online]. Available: <http://arxiv.org/abs/1404.2000>
- [19] C. Févotte and A. T. Cemgil, "Nonnegative matrix factorisations as probabilistic inference in composite models," in *Proc. 17th Eur. Signal Process. Conf. (EUSIPCO)*, Glasgow, Scotland, 2009, pp. 1913–1917.
- [20] S. ESSID and C. Févotte, "Nonnegative matrix factorization for unsupervised audiovisual document structuring," *IEEE Trans. Multimedia*, vol. 15, no. 2, pp. 415–425, 2013.
- [21] D. Hunter and K. Lange, "A tutorial on MM algorithms," *Amer. Statist.*, vol. 58, no. 1, pp. 30–37, 2004.
- [22] T. Wilderjans, E. Ceulemans, and I. Van Mechelen, "Simultaneous analysis of coupled data blocks differing in size: A comparison of two weighting schemes," *Computat. Statist. Data Anal.*, vol. 53, no. 4, pp. 1086–1098, Feb. 2009.
- [23] X. Anguera Miro, S. Bozonnet, N. Evans, C. Fredouille, G. Friedland, and O. Vinyals, "Speaker diarization: A review of recent research," *IEEE Trans. Audio, Speech, Lang. Process. (TASLP)*, vol. 20, no. 2, pp. 356–370, 2012.
- [24] F. Vallet, S. ESSID, and J. Carrive, "A multimodal approach to speaker diarization on TV talk-shows," *IEEE Trans. Multimedia*, vol. 15, no. 3, pp. 509–520, 2012.
- [25] A. Noulas, G. Englebienne, and B. Krose, "Multimodal speaker diarization," *IEEE Trans. Pattern Anal. Mach. Intell. (PAMI)*, vol. 34, no. 1, pp. 79–93, 2011.
- [26] D. Lee and S. Seung, "Learning the parts of objects by non-negative matrix factorization," *Nature*, vol. 401, no. 6755, pp. 788–791, 1999.
- [27] A. Bosch, A. Zisserman, and X. Muñoz, "Image classification using random forests and ferns," in *Proc. ICCV*, 2007, pp. 1–8.
- [28] A. Vinciarelli, A. Dielmann, S. Favre, and H. Salamin, "Canal9: A database of political debates for analysis of social interactions," presented at the IEEE Int. Workshop Social Signal Process., Amsterdam, The Netherlands, 2009.

- [29] “The 2009 (RT-09) Rich Transcription Meeting Recognition Evaluation Plan,” Gaithersburg, MD, USA, 2009.
- [30] S. Meignier and T. Merlin, “LIUM SpkDiarization: An open source toolkit for diarization,” presented at the Carnegie-Mellon Univ. Sphinx Workshop for Users and Develop., Dallas, TX, USA, 2010.
- [31] N. Seichepine, S. Essid, C. Févotte, and O. Cappé, “Piecewise constant Nonnegative matrix factorization,” in *Proc. IEEE Int. Conf. Acoust., Speech, Signal Process. (ICASSP)*, 2014.
- [32] C. Févotte, N. Bertin, and J.-L. Durrieu, “Nonnegative matrix factorization with the Itakura-Saito divergence. With application to music analysis,” *Neural Computat.*, vol. 21, no. 3, pp. 793–830, Mar. 2009.
- [33] A. Ozerov and C. Févotte, “Multichannel nonnegative matrix factorization in convolutive mixtures for audio source separation,” *IEEE Trans. Audio, Speech, Lang. Process.*, vol. 18, no. 3, pp. 550–563, Mar. 2010.
- [34] S. Araki, F. Nesta, E. Vincent, Z. Koldovský, G. Nolte, A. Ziehe, and A. Benichoux, “The 2011 signal separation evaluation campaign (SiSEC2011)—Audio source separation,” in *LVA/ICA*, 2012, pp. 414–422.
- [35] E. Vincent, R. Gribonval, and C. Févotte, “Performance measurement in blind audio source separation,” *IEEE Trans. Audio, Speech Lang. Process.*, vol. 14, no. 4, pp. 1462–1469, Jul. 2006.
- [36] D. Agarwal and B.-C. Chen, “Regression-based latent factor models,” in *Proc. 15th ACM SIGKDD Int. Conf. Knowl. Discov. Data Min.*, 2009, pp. 19–28.
- [37] D. Putthividhya, H. T. Attias, and S. S. Nagarajan, “Topic regression multi-modal latent dirichlet allocation for image annotation,” in *Proc. CVPR*, 2010, pp. 3408–3415.



Nicolas Seichepine received the engineering degree from École des Ponts ParisTech, and the M.Sc. degree in signal processing and machine learning from the École normale supérieure de Cachan in 2012.

He is currently pursuing a Ph.D. at Télécom ParisTech, working mainly on multimodal processing of multimedia data.



Slim Essid received the state engineering degree from the École Nationale d’Ingénieurs de Tunis in 2001; the M.Sc. (D.E.A.) degree in digital communication systems from the École Nationale Supérieure des Télécommunications, Paris, France, in 2002; and the Ph.D. degree from the Université Pierre et Marie Curie (Paris 6), in 2005.

He is an Associate Professor at Telecom ParisTech. His research interests are in machine learning for multimodal signal analysis with applications to music information retrieval, audiovisual content

analysis, and human behavior and activity analysis. He has published over 60 peer-reviewed conference and journal papers with more than 50 distinct coauthors.

Dr. Essid has been involved in various French and European research projects. He serves on a regular basis as a reviewer for various audio and multimedia conferences and journals, for instance various IEEE TRANSACTIONS, and as an expert for research funding agencies.



Cédric Févotte received the state engineering and Ph.D. degrees in control and computer science from the École Centrale de Nantes, France, in 2000 and 2003, respectively.

During his Ph.D. studies, he was with the Signal Processing Group at the Institut de Recherche en Communication et Cybernétique de Nantes (IR-CCyN). From 2003 to 2006, he was a Research Associate with the Signal Processing Laboratory at the University of Cambridge (Engineering Department). He was then a research engineer with

the music editing technology start-up company Mist-Technologies (now Audionamix) in Paris. In 2007, he became a CNRS tenured researcher. He was affiliated with LTCI (CNRS & Télécom ParisTech) from 2007 to 2012 and has been with Laboratoire Lagrange (CNRS, Observatoire de la Côte d’Azur & Université de Nice Sophia Antipolis) since 2013. His research interests generally concern statistical signal processing and machine learning for inverse problems and source separation.

Dr. Févotte is a member of the IEEE “Machine Learning for Signal Processing” Technical Committee.



Olivier Cappé received the M.Sc. degree in electrical engineering from the Ecole Supérieure d’Electricité, Paris, France, in 1990, and the Ph.D. degree in signal processing from the Ecole Nationale Supérieure des Télécommunications (ENST), Paris, in 1993.

He is now Senior Research Scientist and Director of the Laboratoire Traitement et Communication de l’Information, a joint lab between Centre National de la Recherche Scientifique and Telecom ParisTech. His research interests are in statistical signal

processing, computational statistics, and statistical learning.